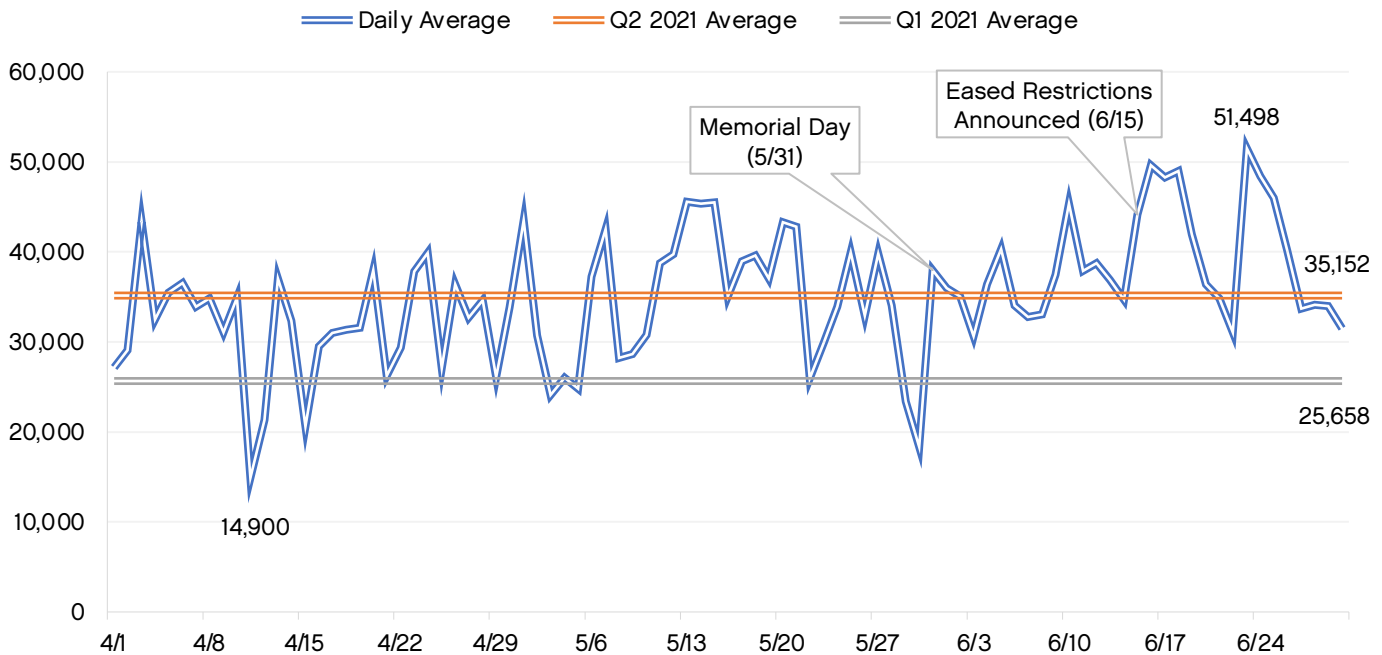




Flatiron Plaza Pedestrian Counts

Q2 2021

FLATIRON PLAZAS DAILY PEDESTRIAN COUNTS (APRIL - JUNE)



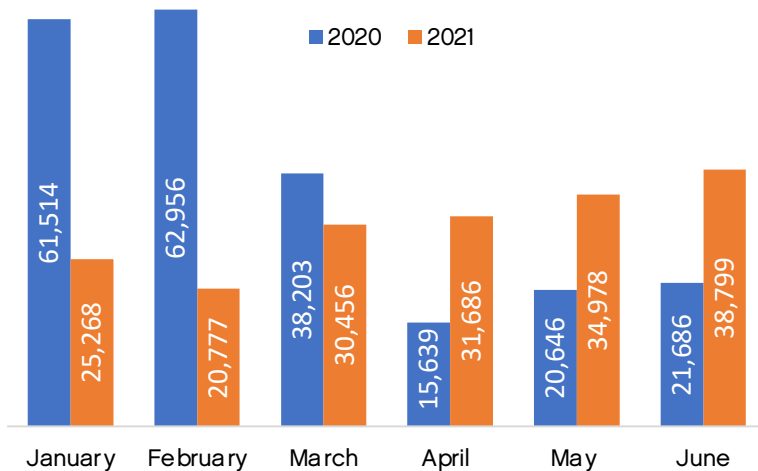
Warmer spring and summer weather coupled with easing pandemic restrictions saw people return to Flatiron & NoMad in greater numbers this quarter.

Daily pedestrian counts have **increased 37%** from Q1 marking an additional **9,494** pedestrian movements in the heart of the district per day. Q2 2021 saw the highest pedestrian volumes since the pandemic began, reaching **63%** of pre-pandemic levels. **51,000+** people were counted on June 23, the quarter's high mark.



Daily Pedestrian Averages

Flatiron Public Plazas



Pedestrian volumes by the end of June were

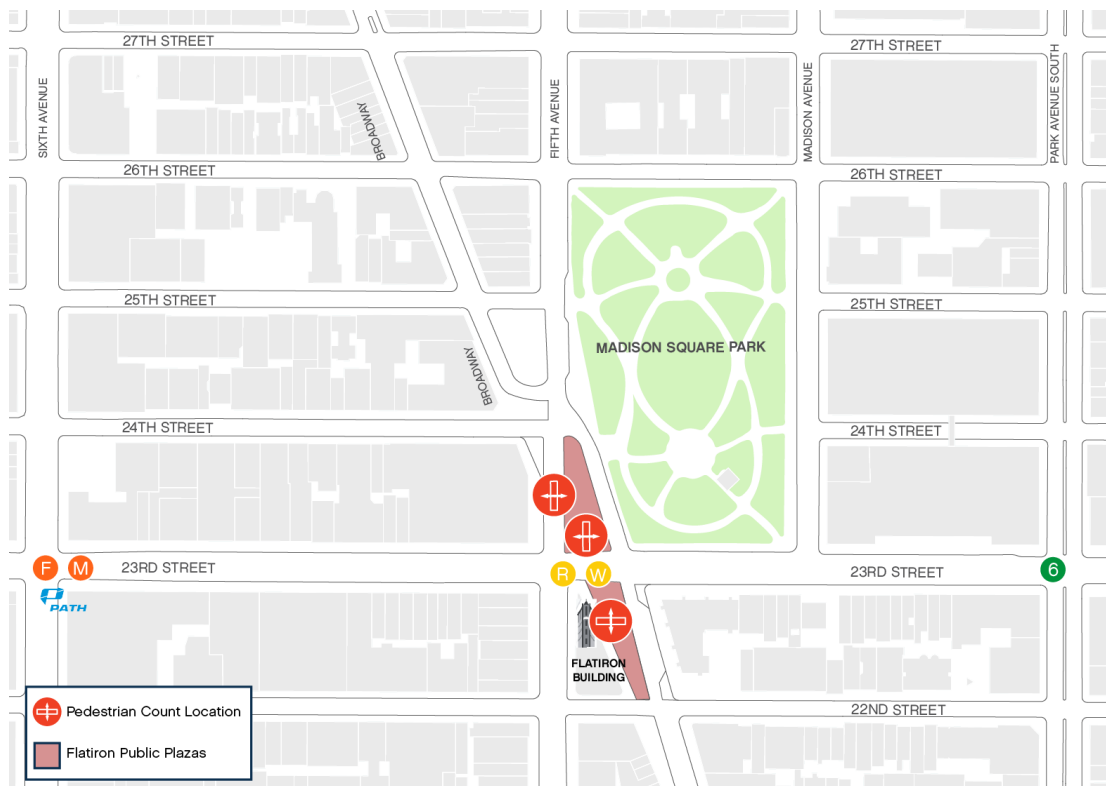
+80%

compared to June 2020



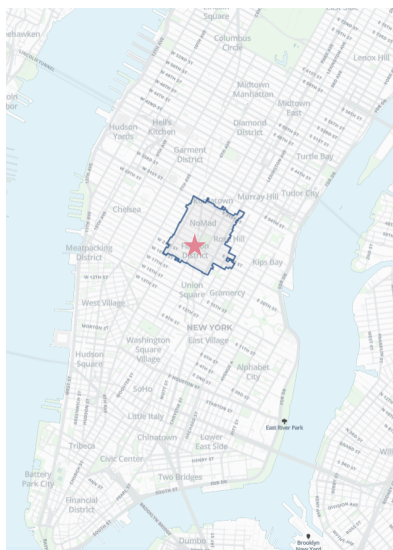
Flatiron Plaza Pedestrian Counts

Q2 2021



Interested in hosting an event on the Flatiron Public Plazas?

Please review the [Flatiron Public Plazas Fee Schedule](#) & contact Kurt Cavanaugh for details.



Nicole Mandel

Economic Development & Research Manager
nmandel@flatirondistrict.nyc

Kurt Cavanaugh

Director of Planning, Streetscape & Capital Projects
kcavanaugh@flatirondistrict.nyc

James Mettham

Executive Director
jmettham@flatirondistrict.nyc