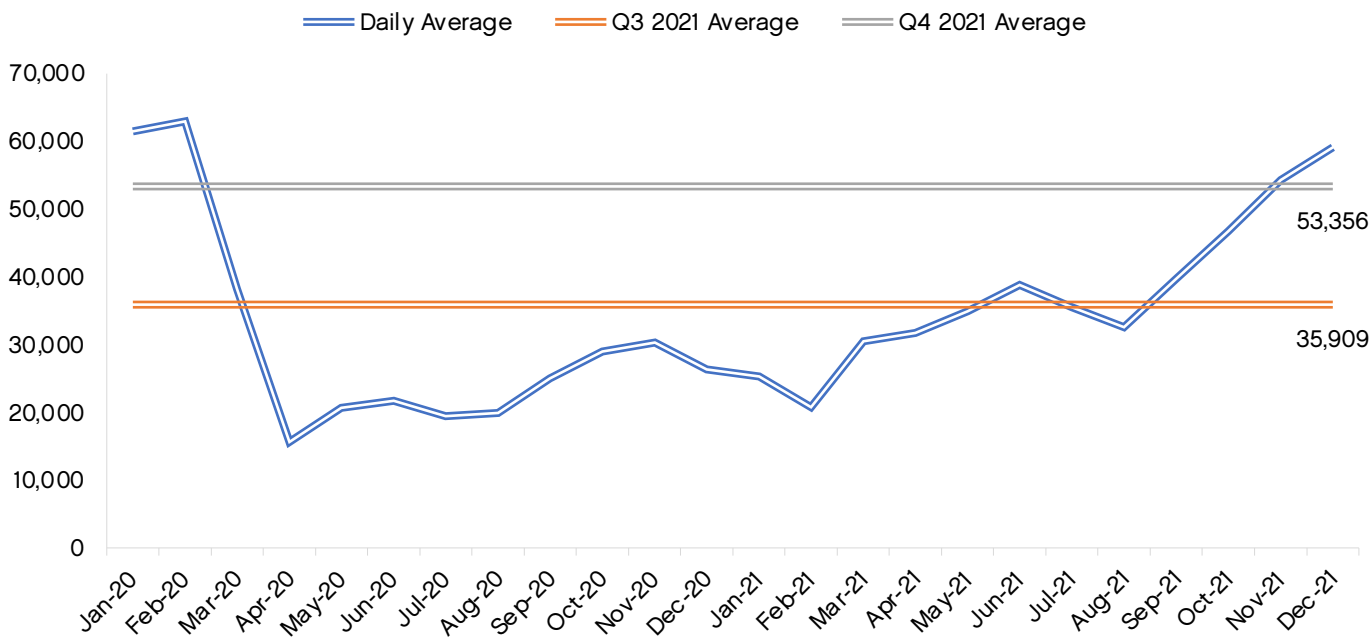




# Flatiron Plazas Pedestrian Report

## Q4 2021

### FLATIRON PLAZAS PEDESTRIAN ACTIVITY (2020 – 2021)



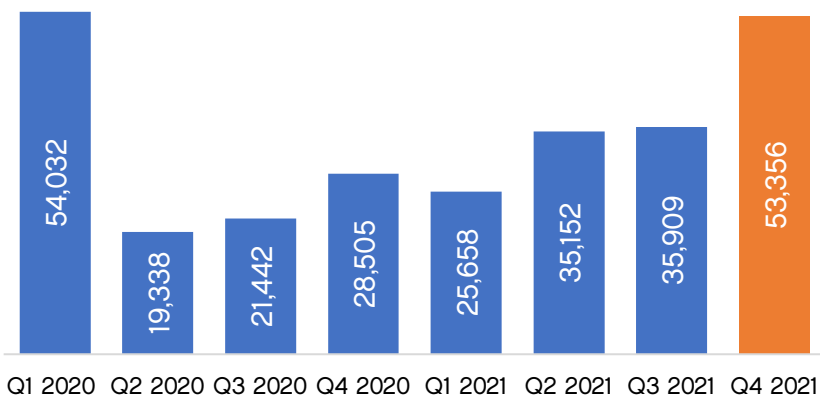
This quarter welcomed over **4.9 million** visitors to the heart of Flatiron, an increase of nearly **50%** over last quarter and **90%** from Q4 2020. By quarter's end, pedestrian volumes had rebounded to **92%** of pre-pandemic levels.

December's average (**59,084/day**) mirrored 2019 levels including the highest count in nearly two years on Saturday, December 11 (**79,590**). There were numerous plaza events in Q4 featuring Audible, Bravo, Disney, Kohl's, and Netflix as well as the Partnership's eighth annual holiday art installation, *Interwoven* by Atelier Cho Thompson, on the North Plaza from November 22 through the New Year.



### Daily Pedestrian Averages

Flatiron Public Plazas



December 2021 volumes reached

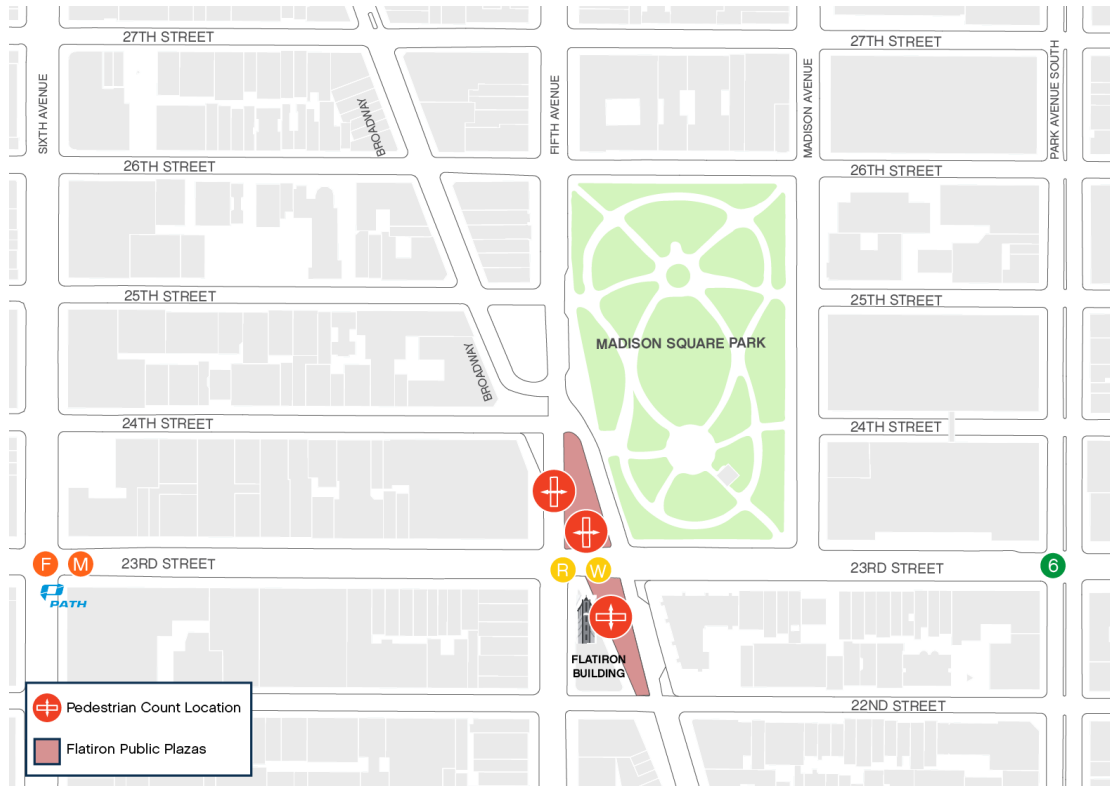
# 92%

of December 2019 levels



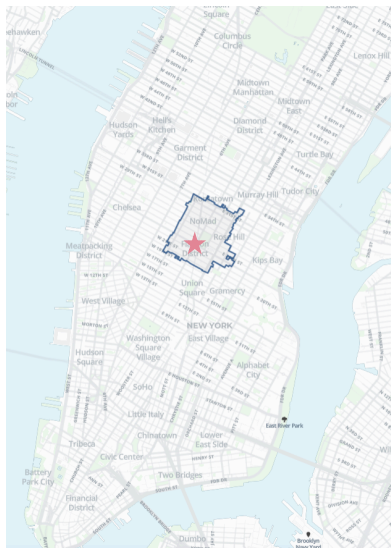
# Flatiron Plazas Pedestrian Report

Q4 2021



Interested in hosting an event on the Flatiron Public Plazas?

Please review the [Flatiron Public Plazas Fee Schedule](#) & contact Kurt Cavanaugh for details.



**Nicole Mandel**

Economic Development & Research Manager  
[nmandel@flatirondistrict.nyc](mailto:nmandel@flatirondistrict.nyc)

**Kurt Cavanaugh**

Director of Planning, Streetscape & Capital Projects  
[kcavanaugh@flatirondistrict.nyc](mailto:kcavanaugh@flatirondistrict.nyc)

**James Mettham**

Executive Director  
[jmettham@flatirondistrict.nyc](mailto:jmettham@flatirondistrict.nyc)